



Pyroelectric Infrared Radial Sensor

**TYPE: AM312
NANYANG SENBA OPTICAL AND ELECTRONIC CO., LTD.**

Digital Intelligent Passive Infrared Sensor AM312

AM312 is a new digital intelligent PIR sensor. This Smart digital detector offers a complete motion detector solution, with all electronic circuitry built into the detector housing. Only a power supply and power-switching components need to be added to make the entire motion switch.

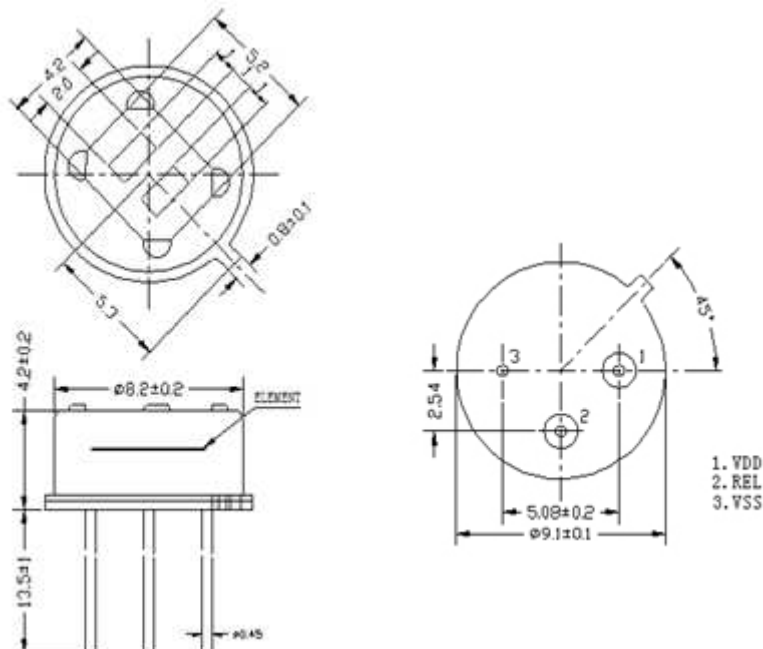
■ Features and Benefits

- Digital signal processing (DSP)
- Two-way differential high impedance sensor input and temperature compensation
- Built-in filter, screen the interference by other frequency
- Schmidt REL output

■ Applications

USB Alarms, PIR motion detection, Intruder detection, Occupancy detection, Motion sensor lights, Network camera, Car-security system etc.

■ Dimension



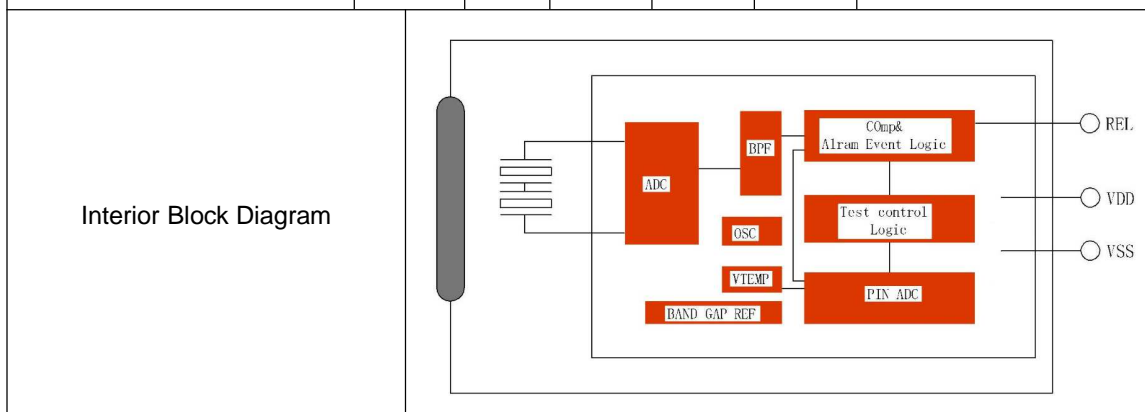
■ Technical Data

1. Maximum Ratings

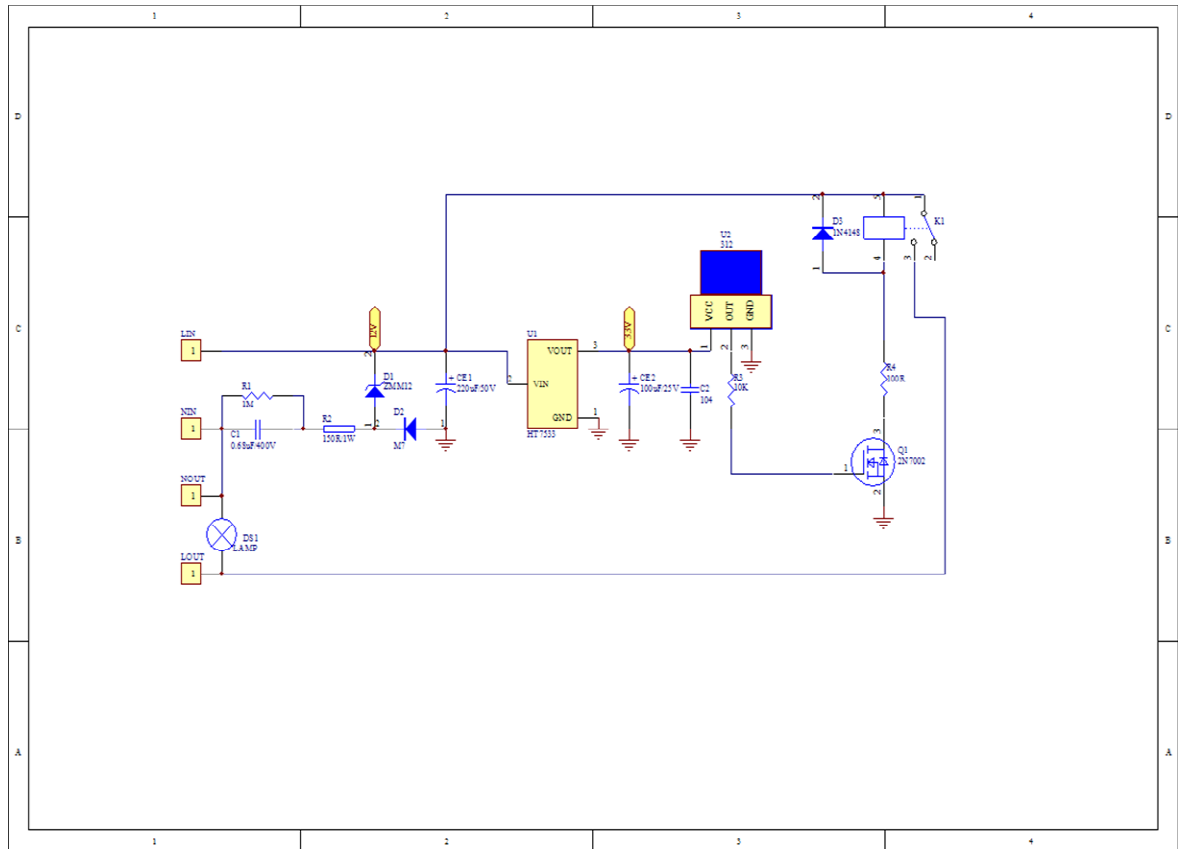
Characteristics	Symbol	Min. Value	Max. Value	Unit	Remarks
Supply Voltage	VDD	-0.3	3.6	V	
Working Temperature	TST	-20	85	°C	
Current into any pin	Into	-100	100	mA	
Storage Temperature	TST	-40	125	°C	

2. Working Conditions (T=25°C, Vdd=3V , Except other requirements)

Characteristics	Symbol	Min.	Type	Max.	Unit	Remarks
Supply Voltage	VDD	2.7	3	3.3	V	
Working Current	IDD	12	15	20	µA	
Sensitivity Threshold Value	Vsens		120		µV	Non-adjustable
Output REL						
Output Low Current	IOL	10			mA	VOL<1V
Output High Current	IOH			-10	mA	VOH>(VDD-1V)
REL Low Level Output Blockade Time	TOL		2.3		s	Non-adjustable
REL High Level Output Delay Time	TOH		2.3		s	
Oscillator & Filter						
Low pass filter cut-off frequency				7	Hz	
High pass filter cut-off frequency				0.44	Hz	
Oscillator frequency on Chip	FCLK			64	kHz	

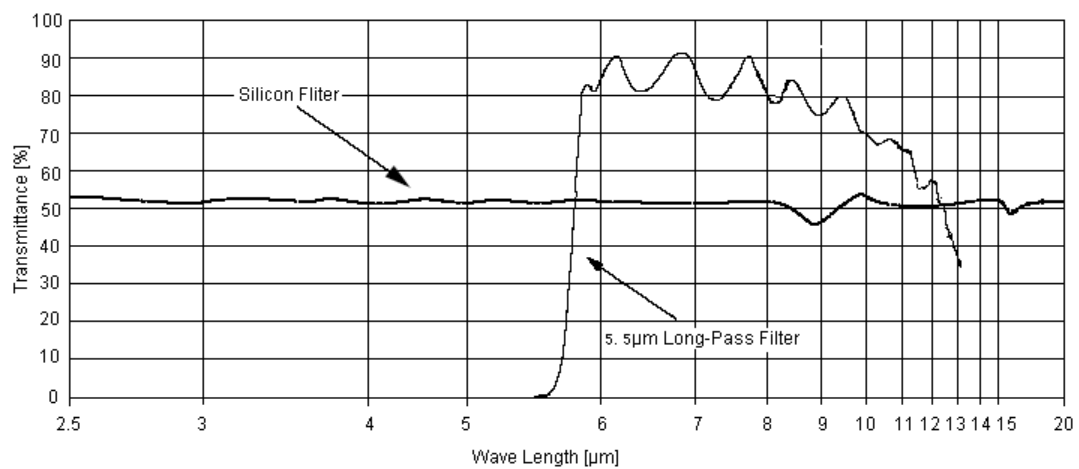


Typical Application



Notes: This is only reference circuit for PIR Sensor AM312.

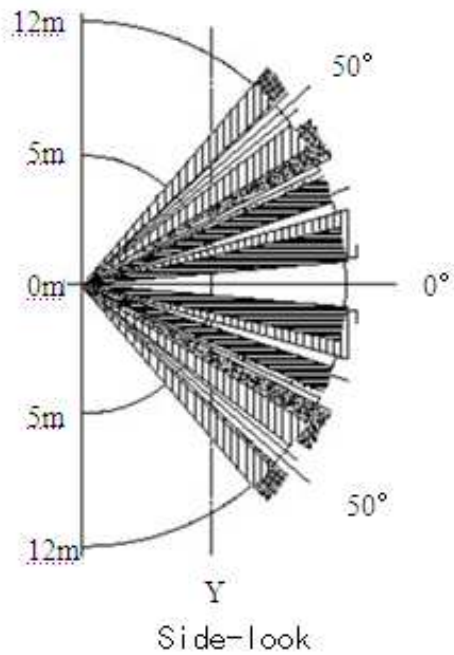
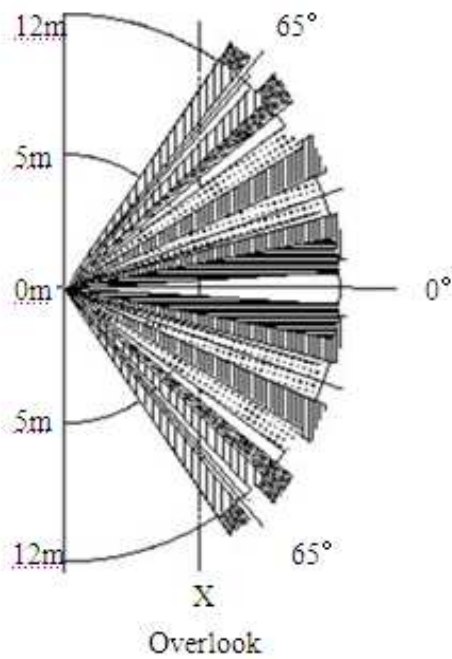
Spectral Response of Window Materials



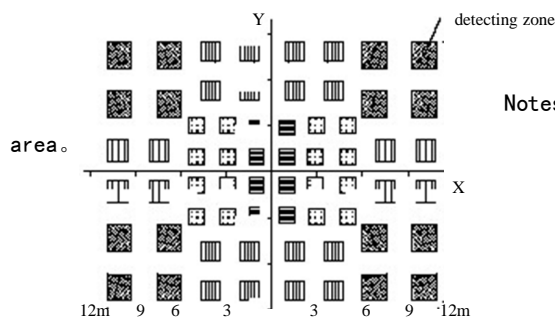
Notice:

The typical average transmissivity curve of 5.5µm pass IR filter is figured, which is vacuumed on silicon filter.

■ View of Field



X-Y sectional view



Notes: 1.X-Y sectional view represent the detecting

2.Objects with temperature difference can be Detected in the vertical level.

■ Directions for Use

- Pay attention to the mounting direction of the sensor's element and the size of element ichnography. Combining with focus of Fresnel lens can achieve a optimal optics design.
- The ex-factory parameter of sensor is gained by testing in the condition of standard Black Body and the relevant circuit after one minute steadying-time.
- The detecting distance of sensor is a multidimensional function, consisting of ambient temperature, temperature of moving target , target distance of Fresnel Lens', ambient humidity , amplifier gain and comparison voltage.
- The welding shall be made at 4mm above as per the recommendation for lead wire of sensor seat, and the welding should be completed in the shortest possible time.
- Do not touch the window by hand and the hard things directly.
- Strong shake and static should be avoided.
- This products are packed with the environmental protection material ,and the sensors' surface has been covered specially with OHK anti-erode material,100pcs per small package ,3000pcs per large package.



SENBA OPTOELECTRONIC

NANYANG SENBA OPTICAL AND ELECTRONIC CO. LTD.

SHENZHEN BRANCH

Add : 2nd Floor, No.4 Building, Huawan Industry Zone, Gushu, Xixiang Street ,
Bao'an Dist., Shenzhen City, China

Website: www.nysenba.com

E-mail : cindy@nysenba.com

Tel : 86-755-82591635

Fax : 86-755-82594762